

# Usability

Give everyone equal  
access to productivity



## Simplifying Technology for All Users

Ricoh devices are user-friendly, intuitive and designed to help everyone get the job done right the first time.



Intuitive control panels streamline workflows  
and help users learn about machine capabilities.



Remote access allows users and IT staff to  
troubleshoot from afar.



Versatile mobile device access and printing  
solutions keep everyone connected.



Ricoh Always Current Technology means new  
workflow tools are just a download away.



## See Everything with Clarity

Simple operation starts with the **Smart Operation Panel (SOP)**. It's got the space for users to easily access all system functions and feature choices to make job programming a snap.

The **Standard View** displays all feature selections on the main screen without scrolling. The **Full View** is an enlarged display screen with increased text and button sizes for enhanced readability and easier mode selection.



Users can easily self-navigate, **read and print pages from the operator manuals** as well as access the **Ricoh Global Knowledge Base**, right at the SOP.



When retrieving and reprinting files stored in the Document Server, the SOP **File Preview** feature displays full-colour thumbnails with a scrolling 3-level zoom to make it easy for users to view before printing or sharing.



In the event of a paper misfeed, the SOP will show users exactly where and how to clear it. Some devices even have internal **LED indicators\*** to pinpoint the location of an area needing attention.



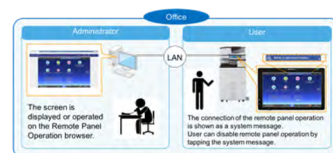




## Access & Manage from Anywhere

Ricoh devices give you the ability to stay in control of your business from anywhere.

The **Remote User Interface** lets IT managers monitor device status and view the SOP exactly as it appears to the user to help them solve problems remotely.



The **Remote Operation Panel** function gives IT managers actual control over the device to troubleshoot or help users complete jobs without having to visit the unit.

The **Ricoh Smart Device Connector App** allows users to access a Ricoh device from their mobile phone to perform copy, print, scan and fax jobs over a wireless connection.



**User-friendly mobile printing solutions** enable you to remotely submit print jobs while on-the-go with data encryption, access cloud storage, enable secure print release to safeguard documents, and even set up guest printing for wireless users without giving full network access – all with minimal IT support.

**Low Toner** and **Service Call Notifications** send emails to the person in your office responsible for supplies for proactive maintenance. You can even program your Ricoh device to notify your service provider automatically when it senses a problem.

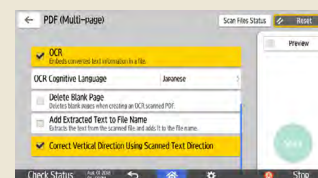
## Scanning Simplified

Ricoh's **Single Pass Document Feeder (SPDF)** technology ensures everyone can quickly scan originals for copying, faxing, storage, sharing, or integration into digital workflows with speed and reliability.

Ricoh SPDFs **capture both sides of two-sided originals in a single scan**. There's no need to invert originals, reducing the chances of misfeeds.



Maintain file integrity for scan-intensive applications with features that **detect the proper Optical Character Recognition (OCR) scanning direction**, remove blank pages, and allow for **scanning different size originals in the same batch**.

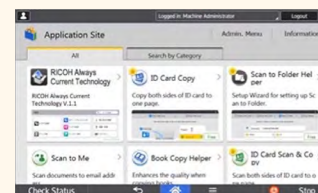


**ID Card Copy** takes scans from the front and rear of two-sided wallet-size documents like insurance cards, cheques and driver licenses and places both onto the same side of a sheet, saving time and resources.

## Ricoh Obsolescence with Adaptability

Ricoh **Always Current Technology** means the latest digital upgrades and new workflow tools are just a tap away.

Ricoh Always Current Technology enhances usability with **instant access to the latest applications and upgrades when you need them** to keep pace with change and new workflows. The SOP will take you to the **Application Site**, Ricoh's online library of tested workflow tools, where you can download and install the app you need right into your MFP to help your employees work faster, more effectively, and more securely at every stage of business growth.



*\*Please note that some features mentioned in this brochure may necessitate additional optional accessories and may not be supported by all models. For further details and compatibility information, please consult with your Ricoh representative.*

Ricoh Canada Inc. 300-5520 Explorer Drive, Mississauga ON L4W 5L1, 1 888 742-6417

© 2024 Ricoh Canada, Inc. All rights reserved. Ricoh® and the Ricoh logo are registered trademarks of Ricoh Company, Ltd. All other trademarks are the property of their respective owners. The content of this document, and the appearance, features and specifications of Ricoh products and services are subject to change from time to time without notice. Products are shown with optional features. While care has been taken to ensure the accuracy of this information, Ricoh makes no representation or warranties about the accuracy, completeness or adequacy of the information contained herein, and shall not be liable for any errors or omissions in these materials. Actual results will vary depending upon use of the products and services, and the conditions and factors affecting performance. The only warranties for Ricoh products and services are as set forth in the express warranty statements accompanying them.

**RICOH**  
imagine. change.